

SUBMITTAL DATA SHEET



Model Number: EDSO-18S/EDWM-18S

High Wall Heat Pump System

Location:	Approval:
Engineer:	Date:
Submitted to:	Construction:
Submitted by:	Unit #:
Reference:	Drawing #:



INDOOR SPECIFICATION

Indoor Air Flow (Turbo/H/M/L/Si) (CFM)	470.9 / 400.2 / 329.6 / 270.8 / 270.8	
Indoor Noise Level (Turbo/H/M/L/Si) (dBA)	49.0/45/38/23/19	
Dimension (W×D×H)	inch	38.23 x 8.98 x 12.64
	mm	971.0×228.0×321.0
Package (W×D×H)	inch	41.14 x 12.01 x 15.94
	mm	1045×305×405
Net/Gross Weight	lbs	25.35/32.85
	kg	11.5/14.9

OUTDOOR SPECIFICATION

Compressor Type	ROTARY	
Compressor Model	KSN140D21UFZ	
Refrigerant	R454B	
Refrigerant Oil Charge(mL)	440	
Refrigerant Oil	VG74	
Outdoor Air Flow (Max) (CFM)	1235.3	
Outdoor Noise Level (dBA)	58.0	
Dimension (W×D×H)	inch	31.69 x 12.99 x 21.81
	mm	805.0×330.0×554.0
Package (W×D×H)	inch	36.02 x 14.57 x 24.21
	mm	915×370×615
Net/Gross Weight	lbs	72.31/78.48
	kg	32.8/35.6

EFFICIENCY

Cooling		Heating	
SEER2	20.2	HSPF2-4	9.1
EER2	11.5	COP	3.08

PERFORMANCE of Cooling

Cooling (Btu/hr)	
Rated Capacity	18000
Min/Max Capacity	2600~18600
Moisture Removal(L/h)	2.5
Standard Operating Range(ℱ/°C)	5~122(-15~50)
Conditions:	Indoor: 80ℱ DB/67ℱ WB Outdoor: 95ℱ DB/75ℱ WB

PERFORMANCE of Heating

Heating (Btu/hr)	
1. @ 47ℱ Rated	18800
1. @ 47ℱ Min/Max Capacity	6100~19200
2. @ 17ℱ Rated	11700
3. @ 5ℱ Rated: Capacity / COP	11500/2.00
3. @ 5ℱ Max: Capacity	11500
Standard Operating Range(ℱ/°C)	5~75(-15~24)
1. Conditions:	Indoor: 70ℱ DB/60ℱ WB Outdoor: 47ℱ DB/43ℱ WB
2. Conditions:	Indoor: 70ℱ DB/60ℱ WB Outdoor: 17ℱ DB/15ℱ WB
3. Conditions:	Indoor: 70ℱ DB/60ℱ WB Outdoor: 5ℱ DB/5ℱ WB

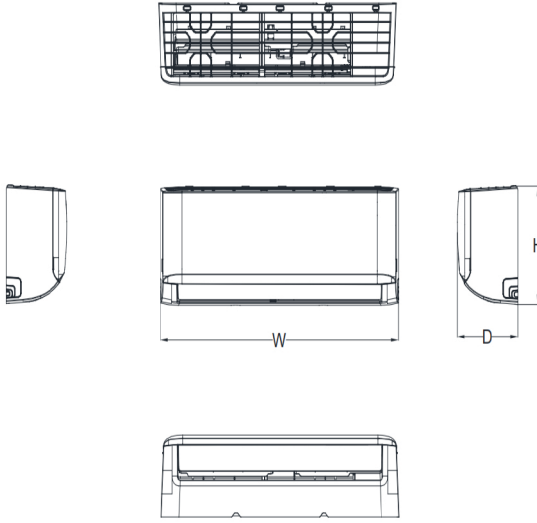
ELECTRICAL

Power Supply	208/230V,60Hz,1Ph
System MCA	15.0
Connection Wiring	14#x4
System MOCP	20
Compressor RLA	10.0
Outdoor Fan Motor RLA	0.4
Outdoor Fan Motor W	34
Indoor Fan Motor RLA	0.5
Indoor Fan Motor W	30
System Power Input @ Cooling (W)	1565(280 ~ 1680)
System Power Input @ Heating (W)	1790(365 ~2010)
MCA: Min. circuit amps (A)	MOCP: Max. over current protection (A)
RLA: Rated load amps (A)	W: Fan motor rated output (W)

PIPING

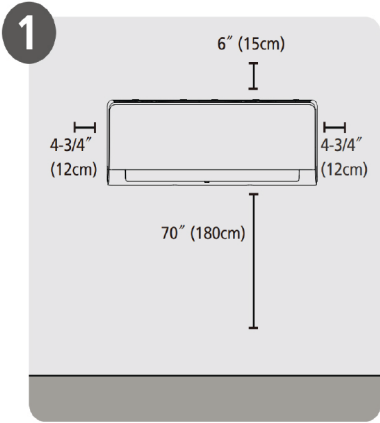
Throttle type(Indoor)	N/A
Throttle type(Outdoor)	Capillary
Liquid Size	6.35mm(1/4in)
Gas Size	12.7mm(1/2in)
Max. Piping Length(ft/m)	98.40(30)
Max. Height Difference(ft/m)	65.60(20)
Max. Pre-charged Length(ft/m)	24.6(7.5)
Refrigerant Pre-charged Amount(oz/g)	40.57(1.15)
Additional Charge of Refrigerant((oz/ft)/(g/r)	0.16(15)
Connection Method	Flared

Indoor Unit Dimension

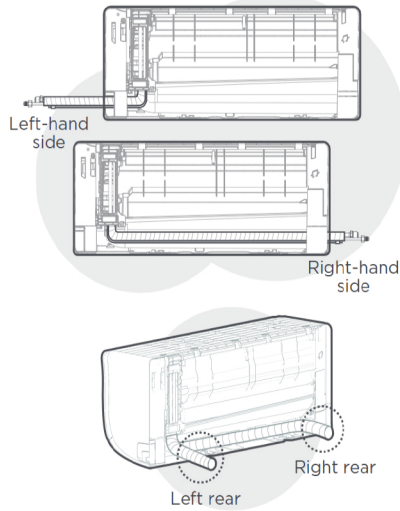


Capacity	Body Code	W(inch/mm)	D(inch/mm)	H(inch/mm)
6K~9K	A	28-3/4in /729mm	7-7/8in /200mm	11-1/2in /292mm
9K~12K	B	31-5/8in /802mm	7-7/8in /200mm	11-5/8in /295mm
18K	C	38-1/4in /971mm	9in/228mm	12-5/8in /321mm
18K~24K	D	42-5/8in /1082mm	9-1/4in/234mm	13-1/4in /337mm
30K~36K	F	49-5/8in /1259mm	11-1/8in/283mm	14-1/4in /362mm

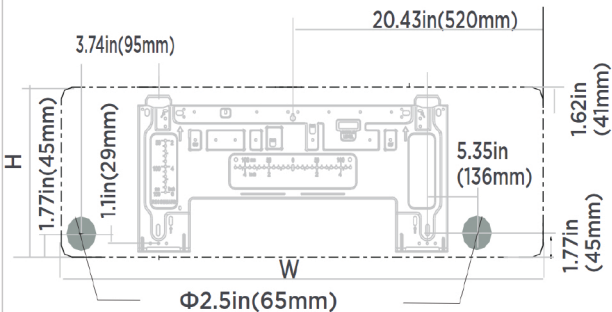
Installation Instruction



Select Installation Location



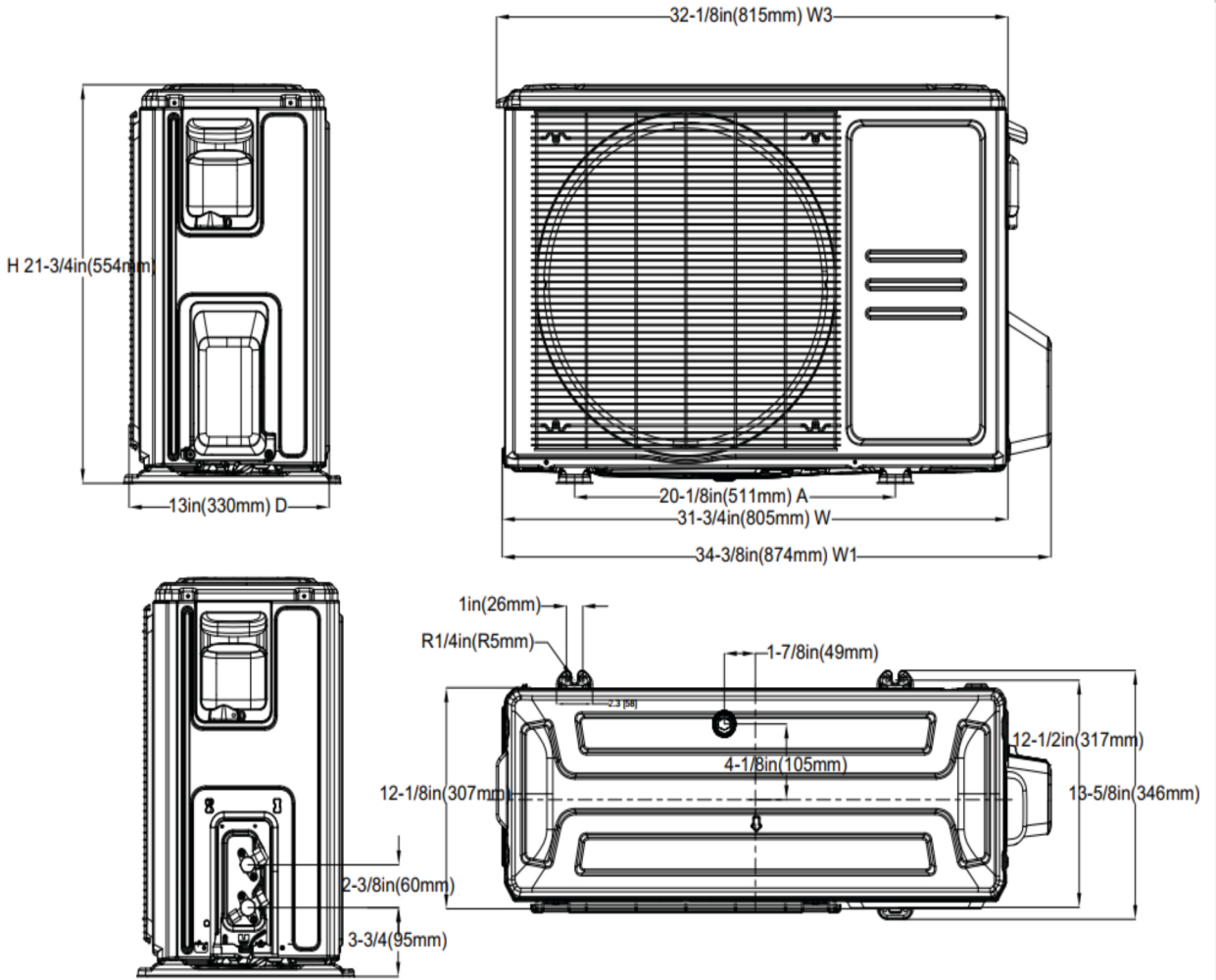
NOTE:
Based on the position of the wall hole relative to the mounting plate, choose the side from which the piping will exit the unit. You have four options for the exit direction of the piping.



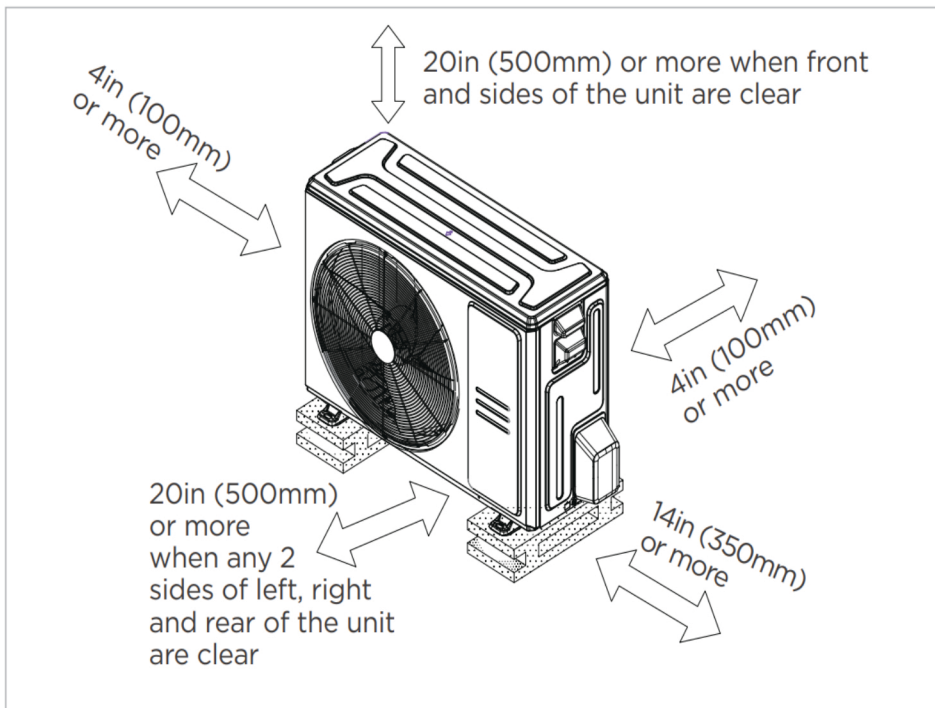
Indoor unit dimensions(WxH):
38.2in(971mm)x12.6in(321mm)

NOTE:
When the gas side connective pipe is Φ (5/8in)16mm or more, the wall hole should be (3-1/2in)90mm.

Outdoor Unit Dimension



Installation Instruction



Meets all spatial requirements shown in Installation Clearance Requirements above.

FEATURES

- Indoor unit TU1 copper coil
- Humidity control
- 1~100% fan speed setting
- WiFi capability: through WiFi dongle or wired controller with built-in WiFi
- OTA(by using WiFi dongle)
- Multiple control options available:
 - Two way communication wired controller:120N(X6)
 - Two way communication wired controller with built-in WiFi:120N(X6W)
 - Infrared wired controller: 120L
 - Wireless remote controller
 - Third-Party 24V Thermostat*

*24V interface is required.